



NEW
FORMAT



CRAFTSMANSHIP. CURIOSITY.

New Format is an internationally acclaimed design and fabrication studio from Vancouver, Canada. We are dedicated to creating intelligent and forward thinking work of the highest quality.

Whether in collaboration with industry peers, commissioned by patrons or through self-initiated experimentation in process and finish, New Format seeks to instill each of its designs with an arresting sense of physical presence, refined detailing, textural complexity and a touch of magical beauty.



Informed by both contemporary ideas and timeless methodologies, our practice exists at the intersection of craft and design, with each world borrowing from each other to create a balance of influence. All our pieces are designed and crafted in house by the New Format team, as a reflection of our commitment to intimacy with the work at hand.



COLLECTION 2021

PLANO

bar cabinet
credenza

CONNECT

bookcase
credenza
floating credenza
nightstand
floating nightstand

MERS

side table
console table
coffee table
cafe table
low stool
dining table

CIRRUS

coffee table

LINCOLN

lounge chair


SWEEP

wall mirror

MATERIALS AND FINISHES

The Plano vocabulary was inspired by our discovery of the process of glass slumping, and a desire to explore the possibilities of softening this seemingly hard and delicate material. The glass is heated to a temperature that it bends under its own weight, and a flat panel can be impressed across a curved form. The curved glass becomes integral to the structure of the Plano pieces.

The Plano collection ties this striking materiality with finely treated metals to create luminous vitrines that display the contents as a part of the whole.



PLANO



PLANO BAR CABINET



A monument to curiosity and an invitation for the viewer to engage with the objects contained within. Its presence is created by the tension of delicate lightness contrasted with imposing size, and the interplay between light and shadow.

Crafted by hand from the finest materials, it is a cabinet like no other—the marriage of the artist's idealistic impracticality to the possibilities of industrial process.

Materials



Warm Bronze, Blackened Steel, Frosted Glass, Blue Ink Leather

Dimensions

42" L x 16" W x 91" H

Price

\$58,000 as shown





PLANO CREDENZA



Handcrafted curved glass and metal vitrine, a fitting vessel for the display of precious objects—this unique work is topped with marble quarried from an island off the West Coast of Canada. Finished all sides, this piece is equally at home against the wall or defining the middle of a space. The nine sided, tapered bronze handles are carved by hand, to feel—each set is one-of-a-kind.

Materials

Black Carmanah Marble,
Stippled Aged Bronze, Blackened
Steel, Claro Walnut, Reeded Glass

Dimensions

76" L x 18.5" W x 31" H

Price

\$49,000 as shown



The Connect Collection is designed to express the process by which each piece is created, with visible construction and fastening details that are integral to the final piece. Traditional joinery techniques are used in conjunction with mass manufacturing technology to create steel furniture pieces.

The result is refined but honest to the materials, and is meant to encapsulate the essence of the substrates while distilling them into a modern form.



CONNECT



The Connect Collection is designed to express the process by which each piece is created, with visible construction and fastening details that are integral to the final piece. Traditional joinery techniques are used in conjunction with mass manufacturing technology to create steel furniture pieces.

Materials

Blackened Marbled Steel, Polished Brass, Black Walnut, Coffee Leather

Dimensions

48" L x 15" W x 74.25" H


Price

Starting at \$21,000

CONNECT BOOKCASE



CONNECT CREDENZA



The Connect Collection is designed to express the process by which each piece is created, with visible construction and fastening details that are integral to the final piece. Traditional joinery techniques are used in conjunction with mass manufacturing technology to create steel furniture pieces.

Materials
Blackened Steel, Aged Brass

Dimensions
72" L x 20" D x 32" H

Price
Starting at \$16,000



Wall hanging variant of the Connect Credenza. This collection is designed to express the process by which each piece is created, with visible construction and fastening details that are integral to the final piece. Traditional joinery techniques are used in conjunction with mass manufacturing technology to create steel furniture pieces.

Materials
Hot Rolled Steel, Satin Bronze

Dimensions
60" L x 20" D x 20" H

Price
Starting at \$16,000



CONNECT FLOATING CREDENZA



CONNECT NIGHTSTAND



The Connect Nightstand is emblematic of the contemporary interweaving of mass manufacturing and traditional joinery technique. Construction and fastening details remain as evidence of process and are integral to the final piece.

Materials

Deep Grey Wash Steel, Claro Walnut, Ash Leather, Satin Bronze

Dimensions

28" L x 22" D x 26" H

Price

Starting at \$8,000



Wall hanging variant of the Connect Nightstand. This collection is designed to express the process by which each piece is created, with visible construction and fastening details that are integral to the final piece. Traditional joinery techniques are used in conjunction with mass manufacturing technology to create steel furniture pieces.

Materials
Hot Rolled Steel, bronze

Dimensions
20" L x 14" D x 17" H

Price
Starting at \$4,500

CONNECT FLOATING NIGHTSTAND



Mers is based on a simple gesture of intersecting plates, inspired by marine architecture—how the functional construction in aluminum fishing boats creates apertures and openings for water egress and support. In our case, what we wanted flowing through the pieces was light, to make a simple form more graceful by omission.



MERS



MERS SIDE TABLE



The Mers Side Table is fabricated from solid aluminum and is suitable for use indoors and out. Form is inspired by the simple utilitarianism of West Coast aluminum fishing boats.

Materials
Aluminum, Powdercoat or Salt Pack finish

Dimensions
22" L x 22" W x 19" H

Price
Starting at \$2,200



The Mers Console Table is fabricated from solid aluminum and is suitable for use indoors and out. Form is inspired by the simple utilitarianism of West Coast aluminum fishing boats.

Materials

Aluminum, Powdercoat, Satin or Salt Pack finish

Dimensions

60" L x 16" D x 31" H

Price

Starting at \$4,800



MERS CONSOLE TABLE



MERS COFFEE TABLE



The Mers Coffee Table is fabricated from solid aluminum and is suitable for use indoors and out. Form is inspired by the simple utilitarianism of West Coast aluminum fishing boats.

Materials

Aluminum, Powdercoat, Satin or Salt Pack finish

Dimensions

30" L x 30" W x 16" H

Price

Starting at \$3,400



The Mers Cafe Table is fabricated from solid aluminum and is suitable for use indoors and out. Form is inspired by the simple utilitarianism of West Coast aluminum fishing boats.

Materials
Aluminum, Powdercoat, Satin or Salt Pack finish

Dimensions
26" L x 26" W x 41" H

Price
Starting at \$3,800

MERS CAFE TABLE



MERS LOW STOOL



The Mers Low Stool is fabricated from solid aluminum and can be modified for use indoors and out. Form is inspired by the simple utilitarianism of West Coast aluminum fishing boats.

Materials
Aluminum, Leather

Dimensions
14" L x 14" W x 19" H

Price
Starting at \$1,900, minimum order of four units

The Mers Dining Table is fabricated from solid aluminum and can be modified for use indoors and out. Form is inspired by the simple utilitarianism of West Coast aluminum fishing boats.

Shown with a Black Walnut tabletop.

Materials

Aluminum, Black Walnut

Dimensions



60" L x 60" W x 30" H

Price

Starting at \$11,000



MERS DINING TABLE





CIRRUS



CIRRUS COFFEE TABLE



The Cirrus Coffee Table juxtaposes structural solidity with lightness of form. The graceful leg shape creates an aperture as it meets the mass of the tabletop, the negative space highlighting the distinct qualities of each material. Hand-sculpted legs are sand cast in solid bronze, vestiges of the casting process remain visible as texture and patterning.

Materials

Silver Nitrate Bronze, Oxidized Maple

Dimensions

36" D x 16" H


Price

\$8,400 as shown





LINCOLN



A single grain leather hide, tensioned with cord lacing underneath the seat, makes up the expanse of this richly textured chair. The blackened frame is patinated and lacquered by hand. The rounded bronze feet and caps complete the presentation.

Materials

Blackened Steel, Coal Leather, Satin Bronze

Dimensions

30" D x 25.5" W x 32.5" H

Price

\$7,500 as shown

LINCOLN LOUNGE CHAIR



SWEEP



SWEEP WALL MIRROR



Organically shaped mirrors, drawn by hand and resolved in machined solid aluminum—the ambition is to create a tension with the precise form of the imperfect shape.


Materials
Shown in Burgundy Powdercoat (previous page), Satin Aluminum (left), Warm Bronze (above)

Dimensions
22" W x 1.5" D x 29.5" H

Price
\$4,200 as shown

The development of new finishes and material manipulation is at the center of our studio practice. Conceptualised and executed through the development of client and self-initiated projects, coupled with our motivation for exploration and experimentation, we have developed a set of proprietary finishes which see regular use in commissions and our own product line. The following is a small sample that is indicative of the range of materials and finishes we regularly work with.

MATERIALS & FINISHES







Silicone Bronze - Satin



Aluminum - Salt Pack



Powdercoat - Ochre



Brass - Ancient




Steel - Blackened




Walnut - Claro




Leather - Blue Ink



Powdercoat - Cream



Bronze - Water



Brass - Aged Stippled



Bronze - Verdigris



Copper - Satin



Glass - Frosted



Powdercoat - Burgundy



Powdercoat - Pacific Blue



Steel - Deep Grey Wash



Leather - Veg Tan



Steel - Marbled Black



Steel - Grey Wash



Walnut - Black

—
r