

NEW FORMAT

CONNECT, CREDENZA, WALL MOUNT

MATERIALS -

Case in black steel, fronts in copper, bronze, black steel, color flake resin or select domestic hardwoods, base in oxidized or polished bronze or steel

SIZES / PRICES -

60"L x 20" D x 20"T / four door / from \$9,400

72"L x 20"D x 20"T / four door / from \$9,400

94"L x 20"D x 20"T / five door / from \$11,400

* Custom sizing available, please enquire

DESCRIPTION -



The interweaving of modern manufacturing and traditional joinery techniques. Mechanical connections are used to join the precision engineered components that make up the piece. Construction and fastening details remain as evidence of process and are integral to the final piece.

SHOWN -

(right) Black steel exterior, bronze fronts

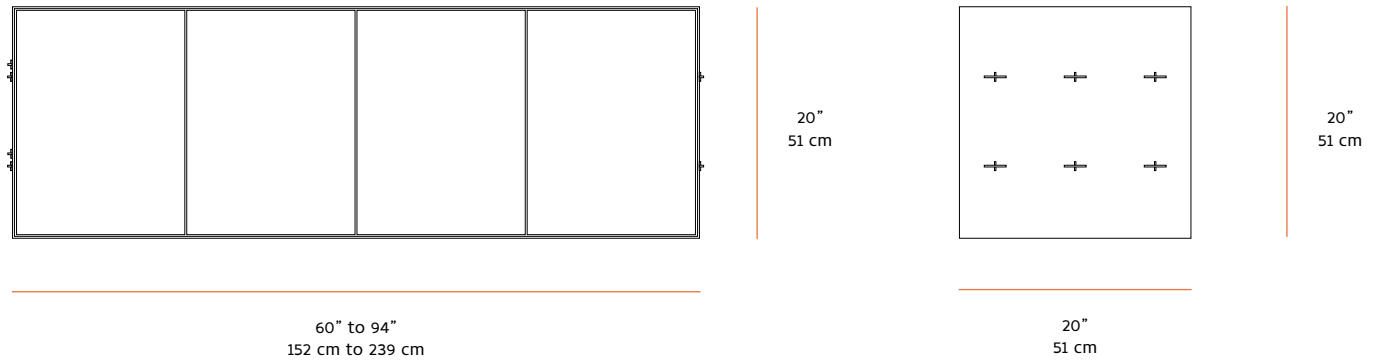
(below left) Black steel exterior, color flake resin fronts

(below right) Black steel exterior, bronze fronts



NEW FORMAT

CONNECT, CREDENZA, WALL MOUNT




MATERIALS AND FINISHES -


* Custom options available, please enquire




Steel - Hot Rolled




Silicon Bronze - Satin



Copper - Verdigris



Copper - Satin



Copper - Flamed



Stainless Steel - Satin